MedTech Europe
from diagnosis to cure

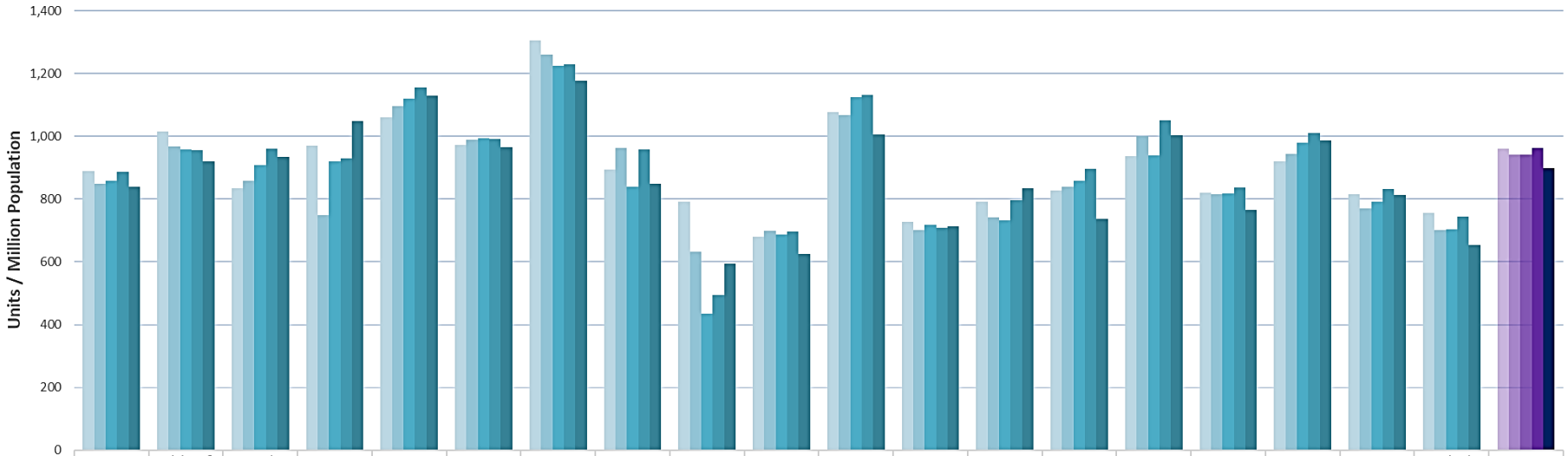

	Austria	Belgium & Lux	Czech Republic	Denmark	Finland	France	Germany	Greece	Hungary	Ireland	Italy	Netherlands	Norway	Poland	Portugal	Spain	Sweden	Switzerland	United Kingdom	Europe*
2016	888	1,016	835	969	1,060	972	1,305	893	792	680	1,076	726	791	826	936	820	920	815	756	960
2017	849	968	858	748	1,096	989	1,260	963	632	699	1,068	702	741	839	1,000	816	942	769	701	941
2018	858	958	907	919	1,119	994	1,224	840	436	686	1,124	718	732	859	940	818	979	792	703	942
2019	887	956	961	928	1,155	990	1,230	958	495	696	1,132	708	795	895	1,051	837	1,011	832	744	963
2020	839	920	935	1,048	1,130	965	1,176	847	593	624	1,006	713	833	736	1,003	766	987	812	654	899

(c) MedTech Europe. All rights reserved.

Source population data: Eurostat
Units: MedTech Europe, based on reports from major manufacturers
*Europe represents total of listed countries

MedTech Europe
from diagnosis to cure

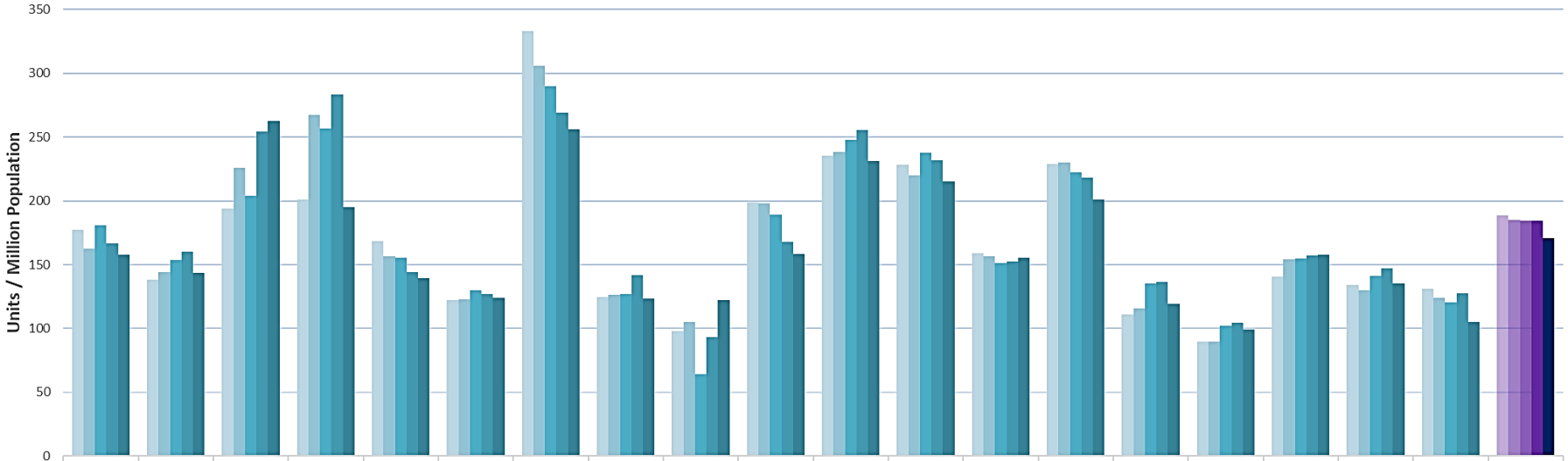

	Austria	Belgium & Lux	Czech Republic	Denmark	Finland	France	Germany	Greece	Hungary	Ireland	Italy	Netherlands	Norway	Poland	Portugal	Spain	Sweden	Switzerland	United Kingdom	Europe*
2016	178	138	194	201	169	122	333	124	98	198	235	228	159	229	111	90	141	134	131	189
2017	163	144	226	268	157	123	306	126	105	198	238	220	156	230	116	89	154	130	124	185
2018	181	154	204	257	155	130	290	127	64	189	248	237	151	222	135	102	155	141	121	185
2019	167	160	254	283	144	127	269	142	93	168	255	232	153	218	136	104	157	147	127	184
2020	158	143	263	195	139	124	256	123	122	159	231	215	155	201	119	99	158	135	105	171

(c) MedTech Europe. All rights reserved.

Source population data: Eurostat
Units: MedTech Europe, based on reports from major manufacturers
*Europe represents total of listed countries

MedTech Europe
from diagnosis to cure

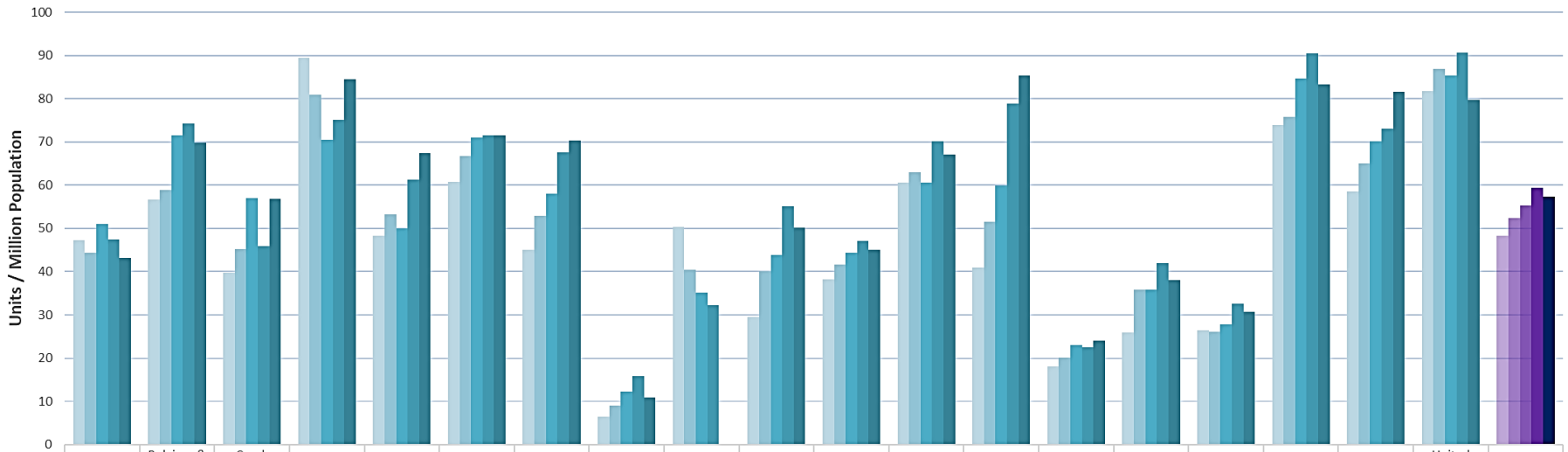

	Austria	Belgium & Lux	Czech Republic	Denmark	Finland	France	Germany	Greece	Hungary	Ireland	Italy	Netherlands	Norway	Poland	Portugal	Spain	Sweden	Switzerland	United Kingdom	Europe*
2016	47	57	40	89	48	61	45	6	50	29	38	61	41	18	26	26	74	58	82	48
2017	44	59	45	81	53	67	53	9	40	40	42	63	52	20	36	26	76	65	87	52
2018	51	71	57	70	50	71	58	12	35	44	44	61	60	23	36	28	85	70	85	55
2019	47	74	46	75	61	71	68	16	32	55	47	70	79	23	42	32	91	73	91	59
2020	43	70	57	84	67	72	70	11	0	50	45	67	85	24	38	31	83	82	80	57

(c) MedTech Europe. All rights reserved.

Source population data: Eurostat
Units: MedTech Europe, based on reports from major manufacturers
*Europe represents total of listed countries

MedTech Europe
from diagnosis to cure

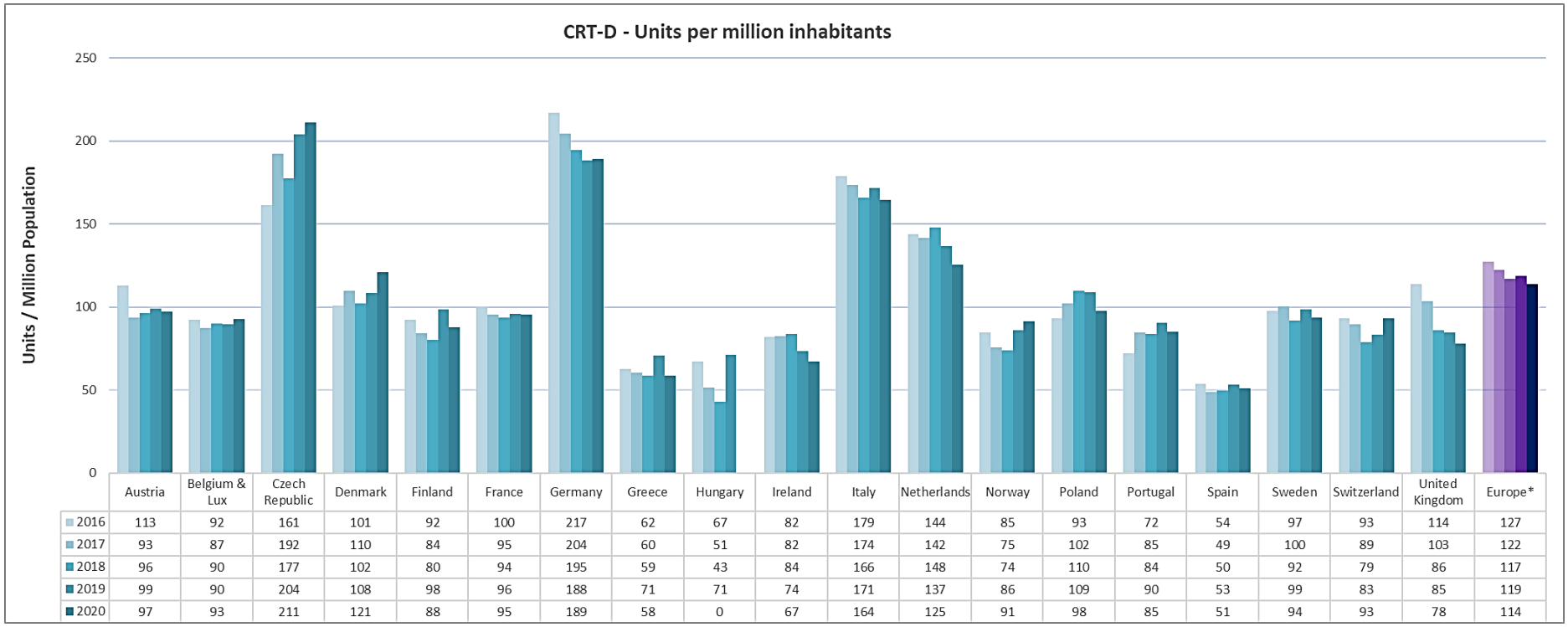

	Austria	Belgium & Lux	Czech Republic	Denmark	Finland	France	Germany	Greece	Hungary	Ireland	Italy	Netherlands	Norway	Poland	Portugal	Spain	Sweden	Switzerland	United Kingdom	Europe*
2016	113	92	161	101	92	100	217	62	67	82	179	144	85	93	72	54	97	93	114	127
2017	93	87	192	110	84	95	204	60	51	82	174	142	75	102	85	49	100	89	103	122
2018	96	90	177	102	80	94	195	59	43	84	166	148	74	110	84	50	92	79	86	117
2019	99	90	204	108	98	96	188	71	71	74	171	137	86	109	90	53	99	83	85	119
2020	97	93	211	121	88	95	189	58	0	67	164	125	91	98	85	51	94	93	78	114

(c) MedTech Europe. All rights reserved.

Source population data: Eurostat
Units: MedTech Europe, based on reports from major manufacturers
*Europe represents total of listed countries