MedTech Europe
from diagnosis to cure

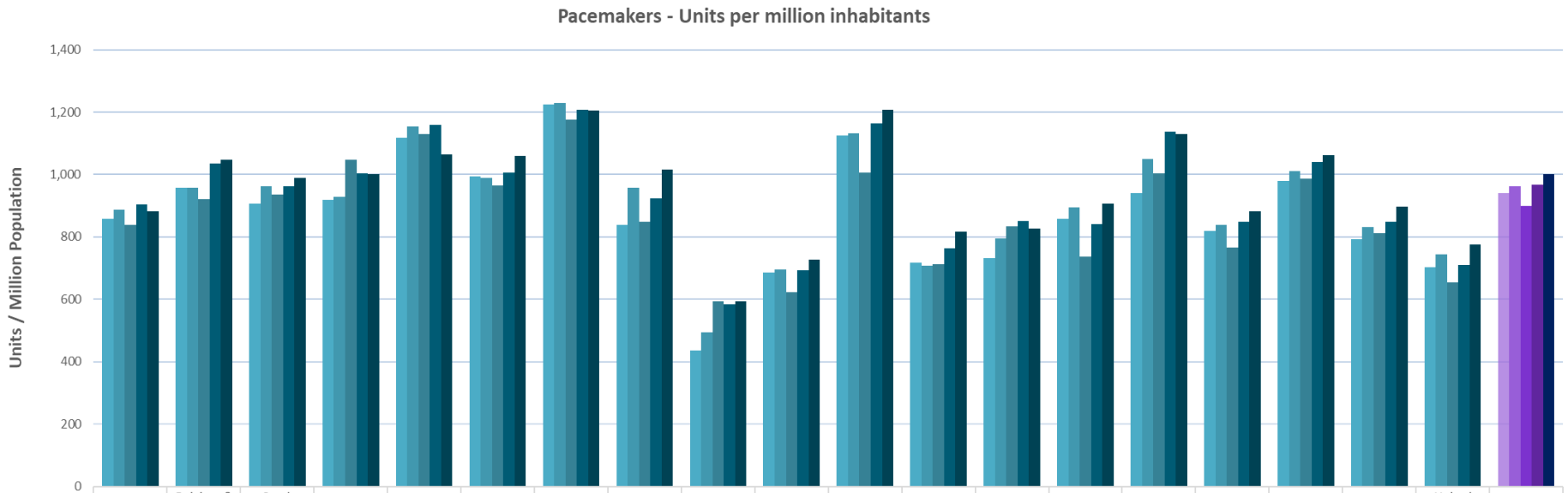

	Austria	Belgium & Lux	Czech Republic	Denmark	Finland	France	Germany	Greece	Hungary	Ireland	Italy	Netherlands	Norway	Poland	Portugal	Spain	Sweden	Switzerland	United Kingdom	Europe*
2018	858	958	907	919	1,119	994	1,224	840	436	686	1,124	718	732	859	940	818	979	792	703	942
2019	887	956	961	928	1,155	990	1,230	958	495	696	1,132	708	795	895	1,051	837	1,011	832	744	963
2020	839	920	935	1,048	1,130	965	1,176	847	593	624	1,006	713	833	736	1,003	766	987	812	654	899
2021	905	1,035	963	1,003	1,160	1,005	1,207	925	583	694	1,164	764	851	841	1,136	849	1,040	847	710	966
2022	883	1,048	988	1,001	1,063	1,058	1,206	1,016	593	728	1,207	817	825	907	1,130	881	1,063	898	775	1,001

(c) MedTech Europe. All rights reserved.

Source population data: Eurostat
Units: MedTech Europe, based on reports from major manufacturers
*Europe represents total of listed countries

MedTech Europe
from diagnosis to cure

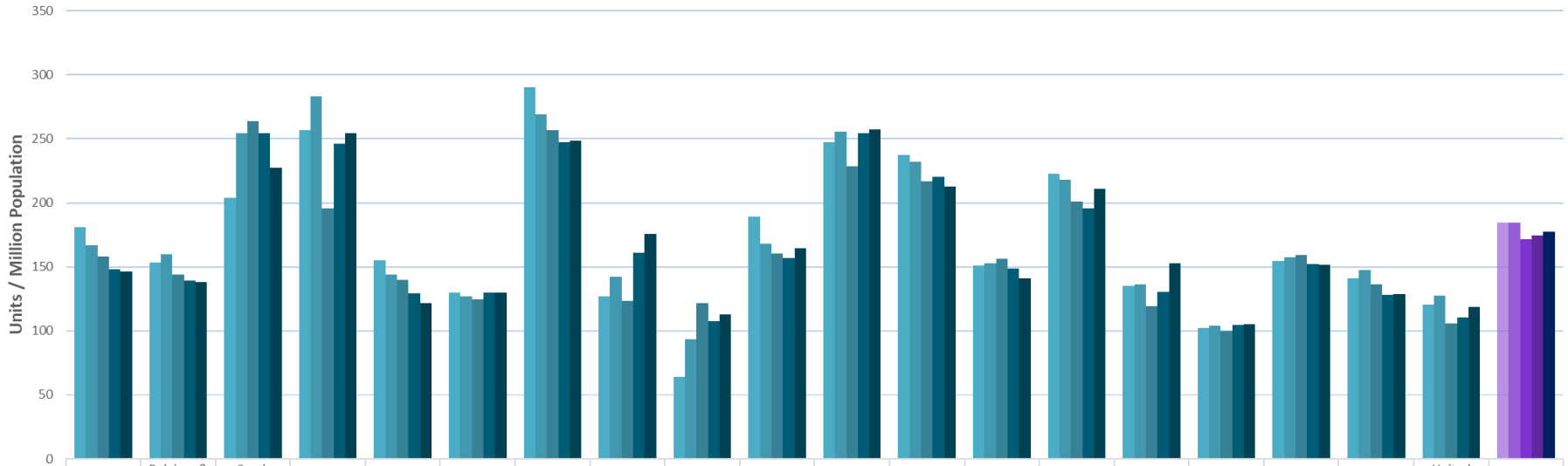

	Austria	Belgium & Lux	Czech Republic	Denmark	Finland	France	Germany	Greece	Hungary	Ireland	Italy	Netherlands	Norway	Poland	Portugal	Spain	Sweden	Switzerland	United Kingdom	Europe*
2018	181	154	204	257	155	130	290	127	64	189	248	237	151	222	135	102	155	141	121	185
2019	167	160	254	283	144	127	269	142	93	168	255	232	153	218	136	104	157	147	127	184
2020	158	144	264	196	140	125	257	123	122	160	229	217	157	201	119	100	159	136	106	171
2021	148	139	254	246	129	130	247	161	107	157	254	220	149	196	131	105	152	128	110	174
2022	146	138	228	255	122	130	249	176	113	164	257	213	141	211	153	105	152	129	119	177

(c) MedTech Europe. All rights reserved.

Source population data: Eurostat
Units: MedTech Europe, based on reports from major manufacturers
*Europe represents total of listed countries

MedTech Europe
from diagnosis to cure

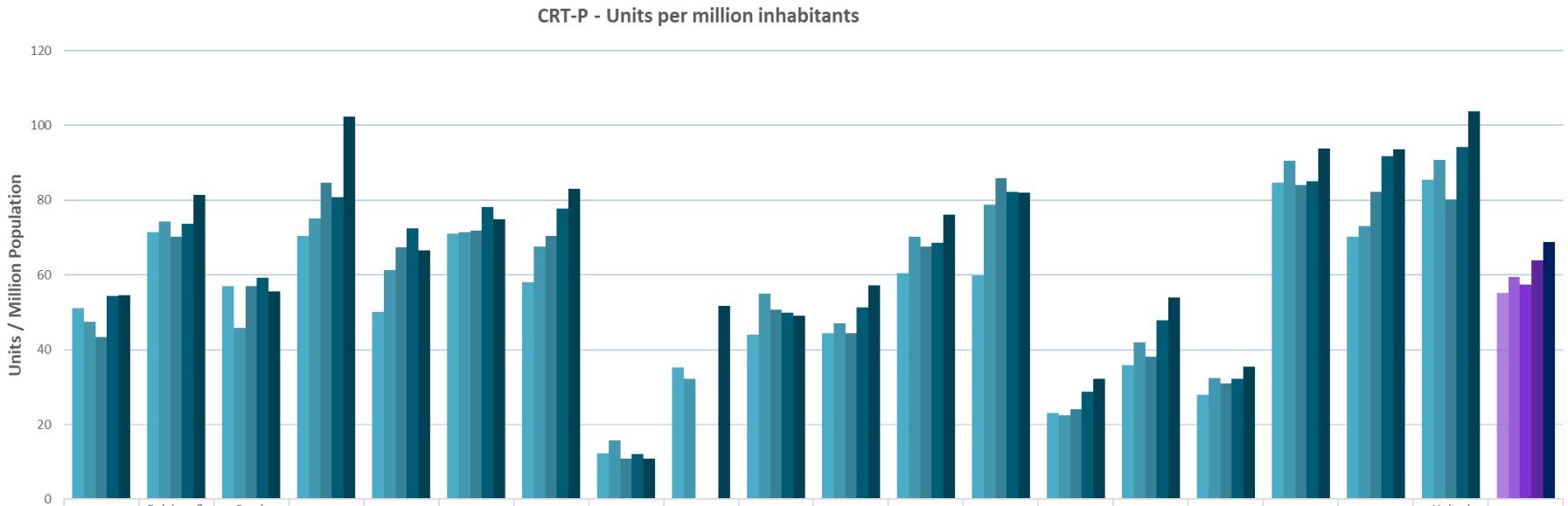

	Austria	Belgium & Lux	Czech Republic	Denmark	Finland	France	Germany	Greece	Hungary	Ireland	Italy	Netherlands	Norway	Poland	Portugal	Spain	Sweden	Switzerland	United Kingdom	Europe*
2018	51	71	57	70	50	71	58	12	35	44	44	61	60	23	36	28	85	70	85	55
2019	47	74	46	75	61	71	68	16	32	55	47	70	79	23	42	32	91	73	91	59
2020	43	70	57	85	67	72	70	11	0	51	44	68	86	24	38	31	84	82	80	57
2021	54	74	59	81	72	78	78	12	0	50	51	69	82	29	48	32	85	92	94	64
2022	54	81	56	102	67	75	83	11	52	49	57	76	82	32	54	35	94	94	104	69

(c) MedTech Europe. All rights reserved.

Source population data: Eurostat
Units: MedTech Europe, based on reports from major manufacturers
*Europe represents total of listed countries

MedTech Europe
from diagnosis to cure

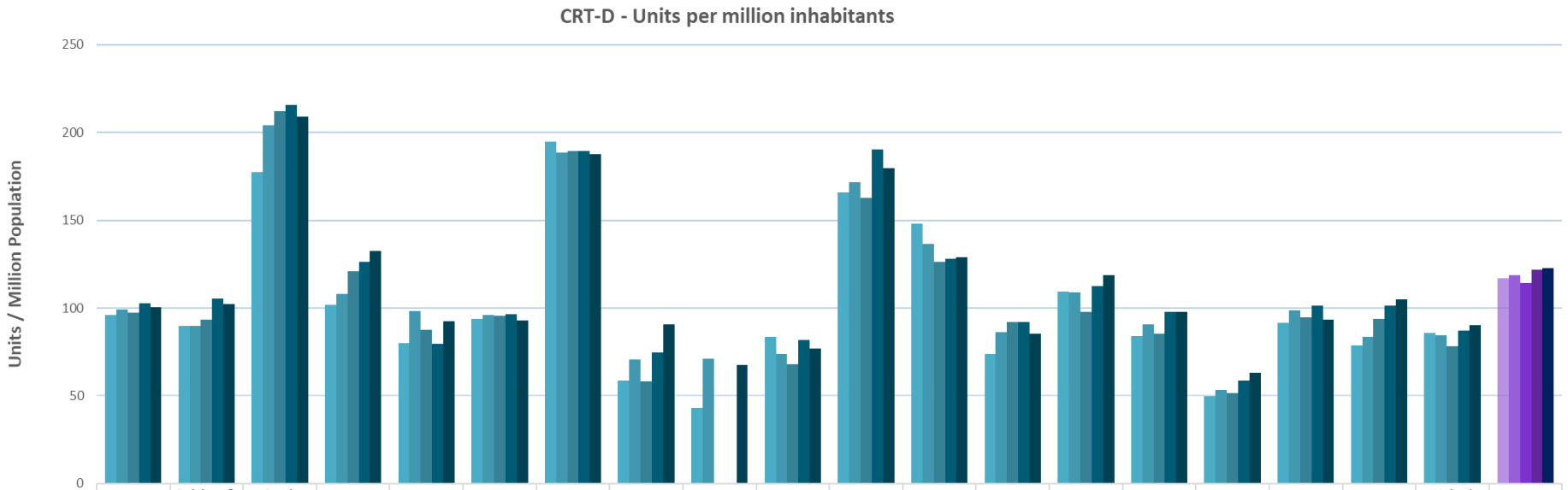

	Austria	Belgium & Lux	Czech Republic	Denmark	Finland	France	Germany	Greece	Hungary	Ireland	Italy	Netherlands	Norway	Poland	Portugal	Spain	Sweden	Switzerland	United Kingdom	Europe*
2018	96	90	177	102	80	94	195	59	43	84	166	148	74	110	84	50	92	79	86	117
2019	99	90	204	108	98	96	188	71	71	74	171	137	86	109	90	53	99	83	85	119
2020	98	93	212	121	88	96	189	58	0	68	163	126	92	98	85	52	95	94	78	114
2021	103	105	216	126	79	96	189	75	0	82	190	128	92	112	98	59	101	101	87	122
2022	100	102	209	132	92	93	187	91	67	77	180	129	85	119	98	63	93	105	90	123

(c) MedTech Europe. All rights reserved.

Source population data: Eurostat
Units: MedTech Europe, based on reports from major manufacturers
*Europe represents total of listed countries